

**DEVELOPMENT MANAGEMENT SERVICE
APPLICATION & ENFORCEMENT PERFORMANCE STATISTICS Q3 2022
DEVELOPMENT CONTROL COMMITTEE 15/11/22 FOR INFORMATION**

Introduction

Dear Members of DCC,

Below are the most recent statistics covering planning and other applications and enforcement

cases.

As with previous versions, the figures compare the most recent data from 2022 with the last four

years to provide context.

I hope the information is self-explanatory but if you have any queries, please do not hesitate to ask.

Geraldine LeCointe, Head of Development Management

Development Management Applications

Table 1: Planning Applications – Received

Development Management	2022		2021		2020		2019		2018	
No of applications received per quarter (Excludes Pre-applications)	Q1	729	Q1	830	Q1	705	Q1	692	Q1	735
	Q2	706	Q2	823	Q2	604	Q2	686	Q2	674
	Q3	669	Q3	697	Q3	740	Q3	694	Q3	673
	Q4		Q4	698	Q4	722	Q4	651	Q4	645
	Total	2104	Total	3048	Total	2771	Total	2723	Total	2727

* figure up to 30.09.2022

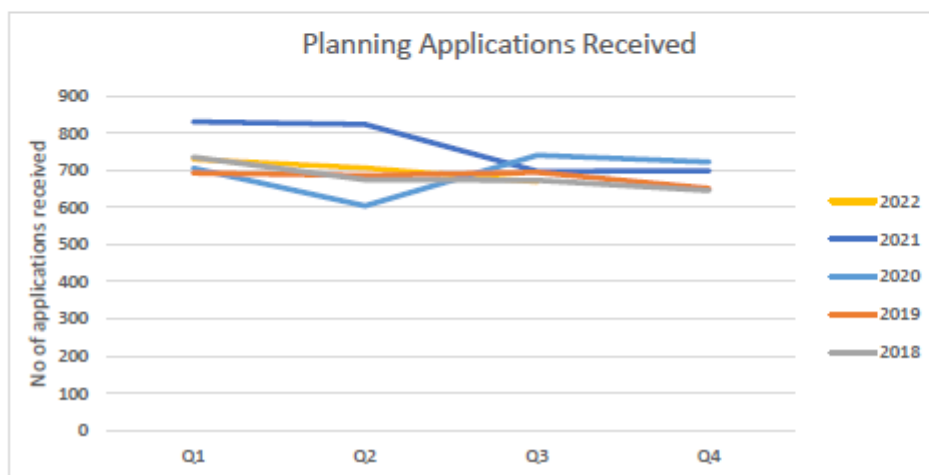
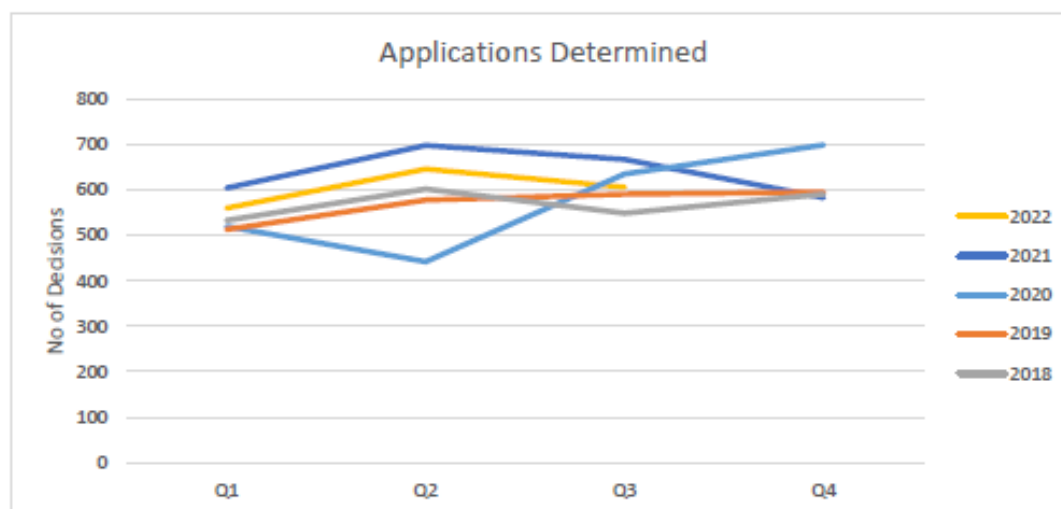


Table 2: Planning Applications – Determined

Development Management		2022		2021		2020		2019		2018	
		No	% in time	No	% in time	No	% in time	No	% in time	No	% in time
No of applications determined per quarter (Excludes Pre-applications)	Q1	560	90%	604	93%	520	85%	513	88%	533	87%
	Q2	646	81%	698	91%	442	89%	578	86%	602	89%
	Q3	606	84%	667	90%	635	95%	591	84%	549	84%
	Q4			583	91%	699	94%	595	88%	591	85%
	Total & Average % for Year	1812*		2552	91%	2296	91%	2277	87%	2275	86%

* Figure up to 30.09.2022



Planning Applications - Covid period comparisons

Table 3: Planning Applications received – Covid period

Applications received – Covid period				
COVID Pandemic - comparison	2020/22	2019/21	2018/20	2017/19
No of applications received in a two and half year period between 23rd March to 30 th September (Excludes Pre-applications)	7266	7203	6830	6955

Table 4: Planning Applications determined - Covid period

Applications determined - Covid period				
COVID Pandemic - comparison	2020/22	2019/21	2018/20	2017/19
No of applications determined in a two and half year period between 23rd March to 30 th September (Excludes Pre-applications)	6186 of which 90% in time	6081 of which 90% in time	5686 of which 87% in time	5851 of which 86% in time

Enforcement Statistics

Table 5: Enforcement Enquiries – Received

Enforcement	2022		2021		2020		2019		2018	
	Q1	134	Q1	218	Q1	153	Q1	132	Q1	120
No of enquiries received per quarter (Excludes compliance, No action & solicitor/estate agent queries)	Q2	113	Q2	158	Q2	168	Q2	128	Q2	96
	Q3	114	Q3	152	Q3	165	Q3	110	Q3	96
	Q4		Q4	115	Q4	118	Q4	126	Q4	90
	Total	361	Total	643	Total	604	Total	496	Total	402
Annual Percentage Increase/Decrease on previous year			↑ 6%	↑ 22%	↑ 23%	↓ 1%				

* Figure up to 30.09.2022

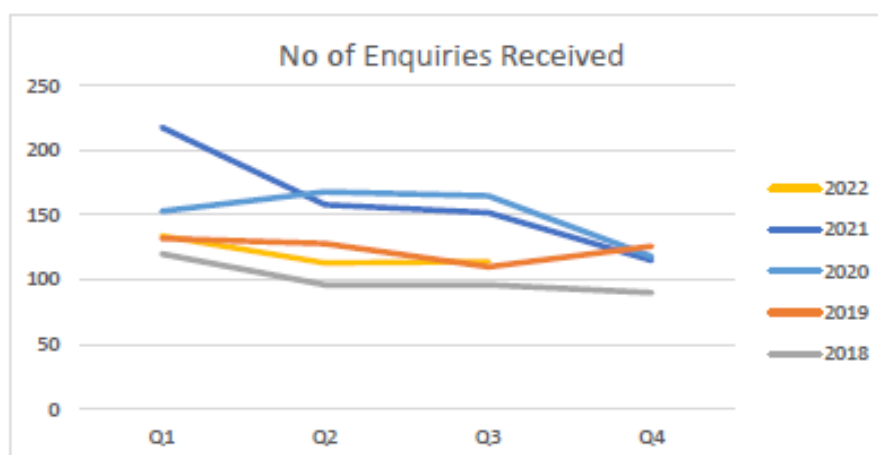
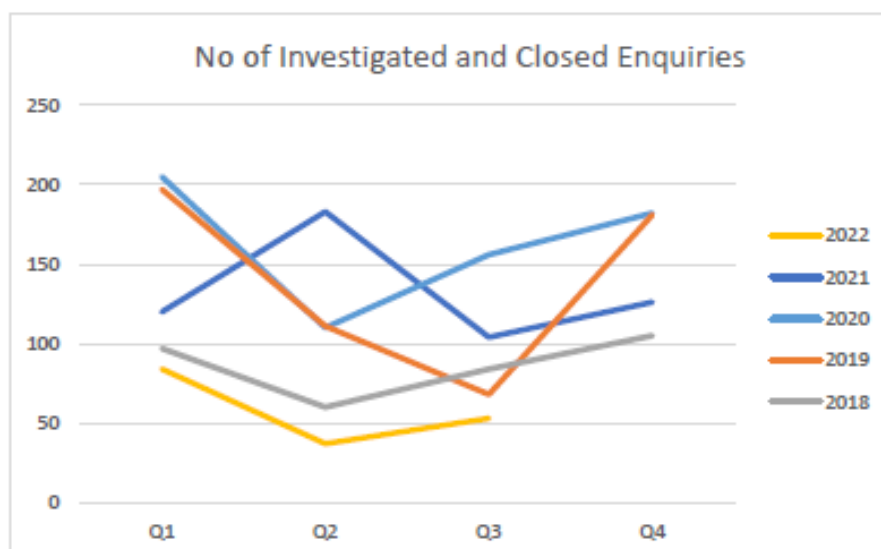


Table 6: Enforcement Enquiries – Investigated and closed

Enforcement	2022		2021		2020		2019		2018	
	No of enquiries resolved/closed per quarter (Excludes compliance/No action & solicitor/estate agent queries)	Q1	84	Q1	120	Q1	205	Q1	197	Q1
Q2		37	Q2	183	Q2	110	Q2	111	Q2	60
Q3		53	Q3	104	Q3	156	Q3	68	Q3	84
Q4			Q4	126	Q4	182	Q4	181	Q4	105
Total		174*	Total	533	Total	653	Total	557	Total	346

* Figure up to 30.09.2022



Enforcement Enquiries - Covid period comparisons

Table 7: Enforcement Enquiries received - Covid period

Enforcement Enquiries received - Covid period				
COVID Pandemic - comparison	2020/22	2019/21	2018/20	2017/19
No of enquiries received in a two and half year period 23rd March to 30 th September (Excludes compliance, No action & solicitor/estate agent queries)	1468	1513	1274	1084

Table 8: Enforcement Enquiries investigated and closed - Covid period

Enforcement Enquiries investigated and closed - Covid period				
COVID Pandemic - comparison	2020/22	2019/21	2018/20	2017/19
No of enquiries closed in a two and half year period 23 rd March to 30 th September (Excludes compliance, No action & solicitor/estate agent queries)	1191	1443	1282	1011

Table 9: Enforcement Enquiries – Summary of Enquiries Received/Closed

(Excludes compliance, No action & solicitor/estate agent queries)	2022	2021	2020	2019	2018
Enquiries Received	361*	643	604	496	402
Of these the number closed in the same year	100* 28%	371 58%	393 64%	323 65%	262 66%
Of those closed above the average working days taken to resolve	34	32	26	34	42
No of Open Enquiries at the end of the year		272 42%	219 36%	171 35%	137 34%
No of Enquiries currently open as of 30.09.2022	261*	202*	65*	50*	15*

* Figures based on records up to 30.09.2022

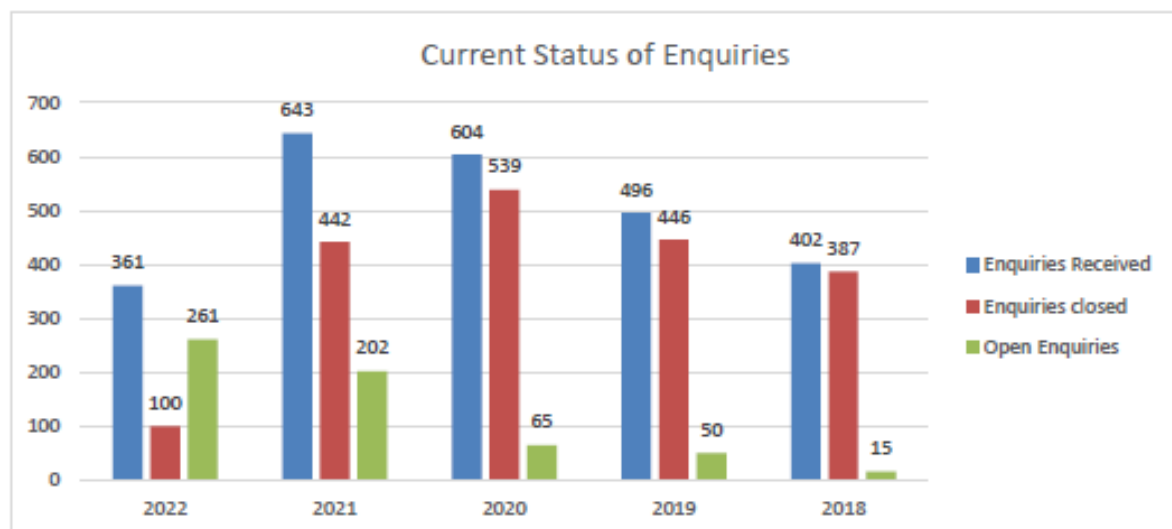


Table 10: Enforcement/Breach of Condition Notices – Served

Notice Type	2022	2021	2020	2019	2018
No of Enforcement notices	2*	10 (one withdrawn and reissued)	4	2	4
No of Breach of Condition notices	1*	0	0	0	0

* Figures based on records up to 30.09.2022

Breakdown of Enforcement/Breach of Condition Notices Issued in 2021/2022				
Case Reference	Address	Notice Type	Date issued	Compliance Date
S.21/0560/BRCON	2 Dursley Road Woodfields Dursley	Breach of Condition	21.07.2022	Withdrawn 04.10.2022
S.21/0442/UENG	Land Adjacent to Rose Cottage Stroud Road Whaddon	Enforcement Notice	18.05.2022	Appeal in progress
S.20/0691/UNCHU	Yard and Premises Adjacent Halmers End Coaley	Enforcement Notice	08.04.2022	Appeal in progress
S.20/0695/UNCON	1 Fort View Terrace Stroud	Enforcement Notice	07.12.2021	Appeal dismissed- compliance date 08 th December 2022 (6 months from appeal decision)
S.20/0398/UENG	West of The Weighbridge Inn Avening Road	Enforcement Notice	30.11.2021	Appeal dismissed- compliance date 09 th November 2022 (6 months from appeal decision)
S.21/0054/UNCHU	Land Parcel at Tyley Bottom Coombe Wotton – Under-Edge	Enforcement Notice	01.10.2021	06.05.2022
S.21/0347/UNCHU	Gladwish Fields Farmhill Lane Stroud	Enforcement Notice	30.09.2021	Notice complied with
S.21/0557/UNBWK	Ashen Plains Wood Waterley Bottom North Nibley	Enforcement Notice	30.09.2021	Appeal in progress
S.20/0680/UNBWK	New house at Site of Former Verona Cottage Sticky Lane Hardwicke	Enforcement Notice	23.09.2021	29.07.2022 Planning permission S.22/0207/HHOLD has authorised development which would rectify the harm. Notice in force

**Development Control Committee
INFORMATION SHEET
November 2022**

				but not being pursued at present; in discussions with land owner on implementation of planning permission
S.21/0033/UENG	Horizons Main Road Whiteshill	Enforcement Notice	18.03.2021	16.07.2021
S.19/0074/UNBWK	Land Opposite New Inn Waterley Bottom North Nibley	Enforcement Notice	03.03.2021	21.04.22 (appeal dismissed)
S.19/0184/UNBWK	The Wad Damery Lane Berkeley	Enforcement Notice	16.02.2021	05.04.22 (appeal dismissed) With enforcement to action.